


[Type here]




MADRASSAH HUSSAMIYAH APP

The MADRASSAH HUSSAMIYAH APP allows seamless communication between teachers ,
madrasah administration and students. This is similar to the Receiving App you have in schools
for communication between teachers and students example “SchoolStream”

Contents

MADRASSAH HUSSAMIYAH APP	1
APP INSTALLATION	2
Search Sydney-MH in Respective App store	3
Username and Password Details	5
NOTICE BOARD	10
Communication	11
Academic Content	13
Attendance	14
Reports.....	17
Fee Record	18
Awareness and Policy.....	19
Web Portal for profile Update and Change password	21
Technical Troubleshooting:.....	22

[Type here]



APP INSTALLATION

- 1) For Apple users please download the app called SYDNEY-MH from the Apple App Store also available in the link below


<https://apps.apple.com/au/app/sydney-mh/id1613110851>

- 2) For Android users please download the app called SYDNEY-MH from the Android Play Store also available in the link below

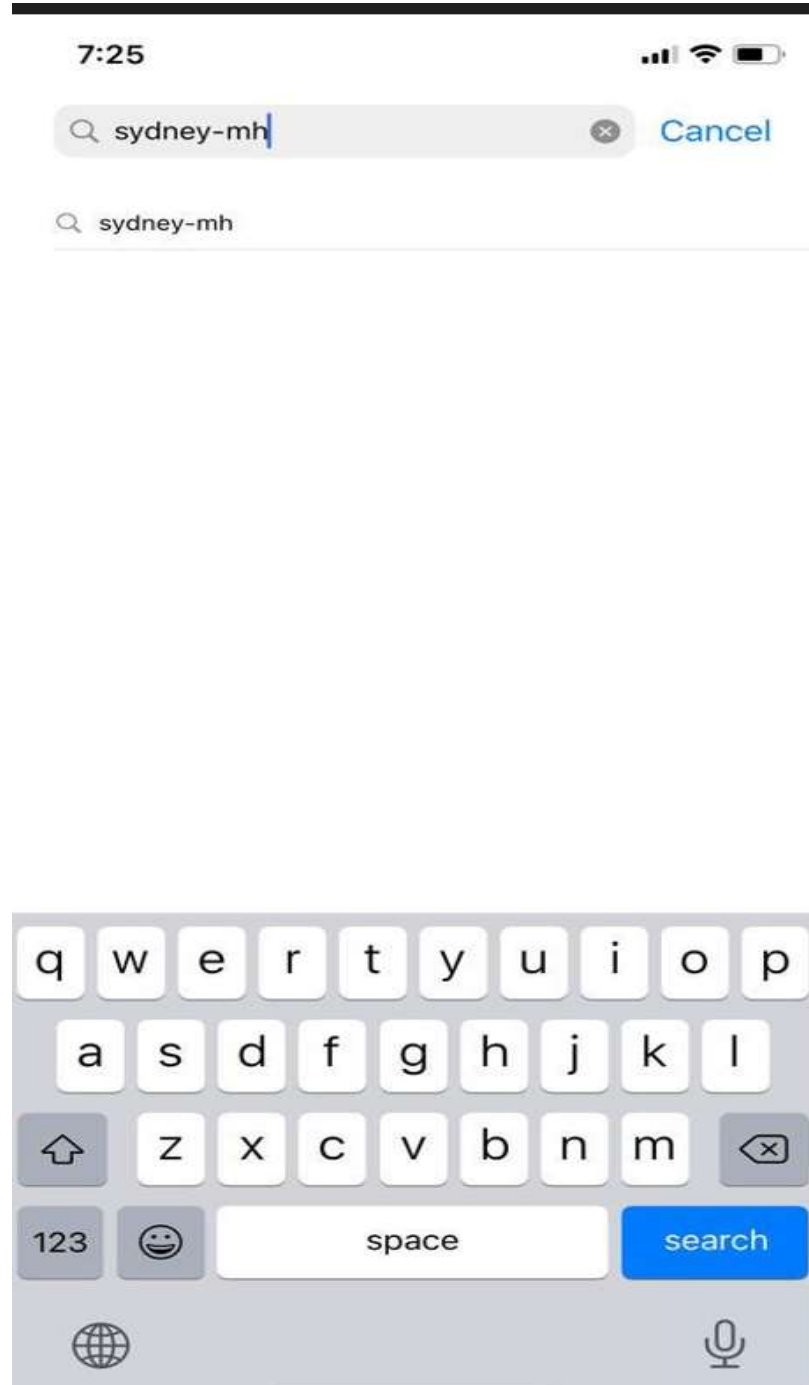
<https://play.google.com/store/apps/details?id=com.sydney.hussamiyah>

- 3) Please find the Screenshots in the Following page on how to Install


[Type here]



Search and Install Sydney-MH in Respective App store




[Type here]



SYDNEY-MH

Sydney madrasah App






MADARASAH HUSSAMIYAH SYDNEY

Username

Password

LOGIN

Home




Showing Details of Student

Class: DOB:


ITS ID:

Center:


Add Sibling




Notice Board




Communication




Academic Contents



Attendance



Contact



Report Card

Attendance

SCHOOL

August 2022

Sun	Mon	Tue	Wed	Thu	Fri	Sat
	1	2	3	4	5	6
7	8	9	10	11	12	13
14	15	16	17	18	19	20
21	22	23	24	25	26	27
28	29	30	31			

[Type here]



Username and Password Details

- 1) Username is your child's ITS id and Password is also your child's ITS id.
- 2) For example, if your child's name is Mustafa Jamnagarwala and ITS id is 123456, so the password will also be 123456
- 3) Please make sure you allow Notifications for this APP so you are able to see any new notifications that come along
- 4) If Parent has multiple Children in the Madrassah, they can use the Add Sibling option and the same App can be used for multiple children
- 5) Please find the Screenshots in the Following page on how to Configure

[Type here]



7:26

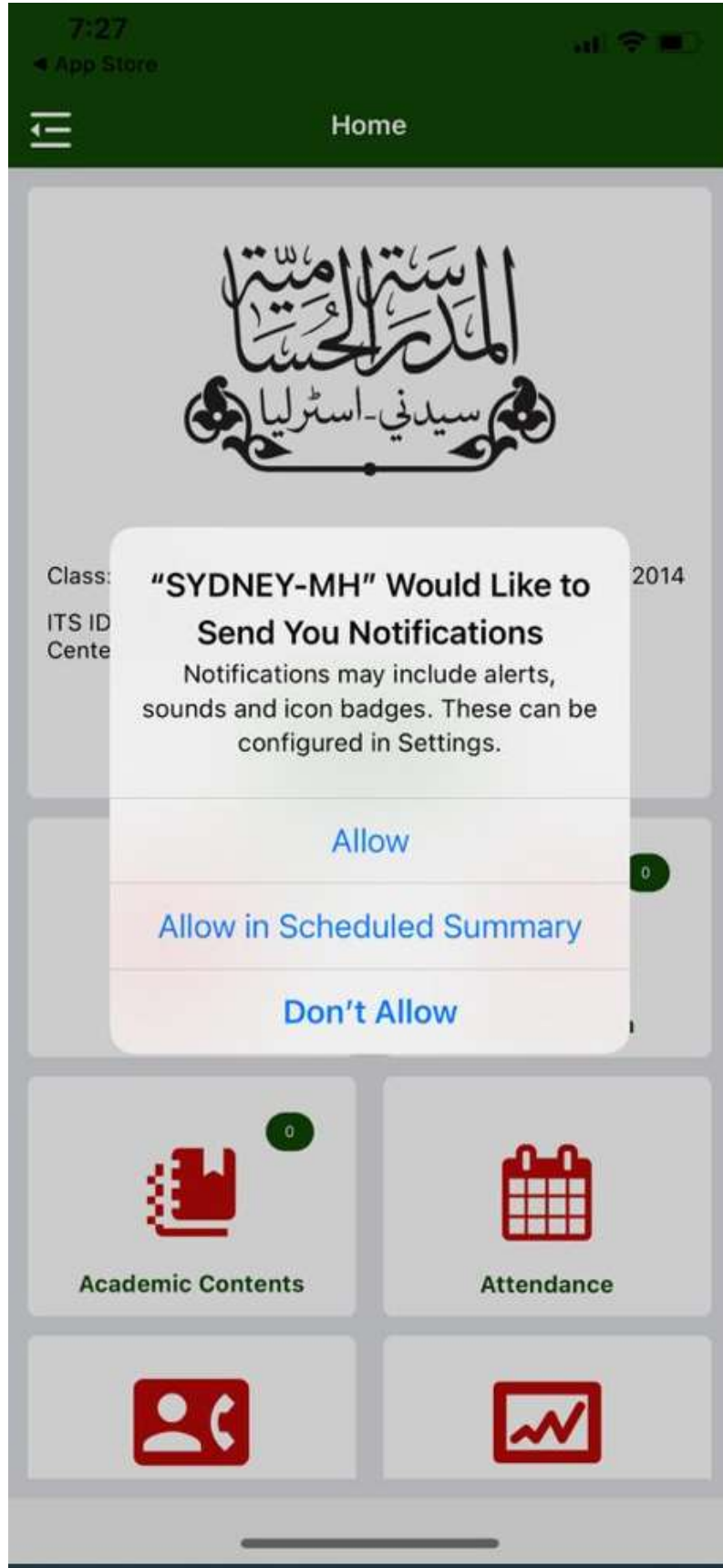

◀ App Store



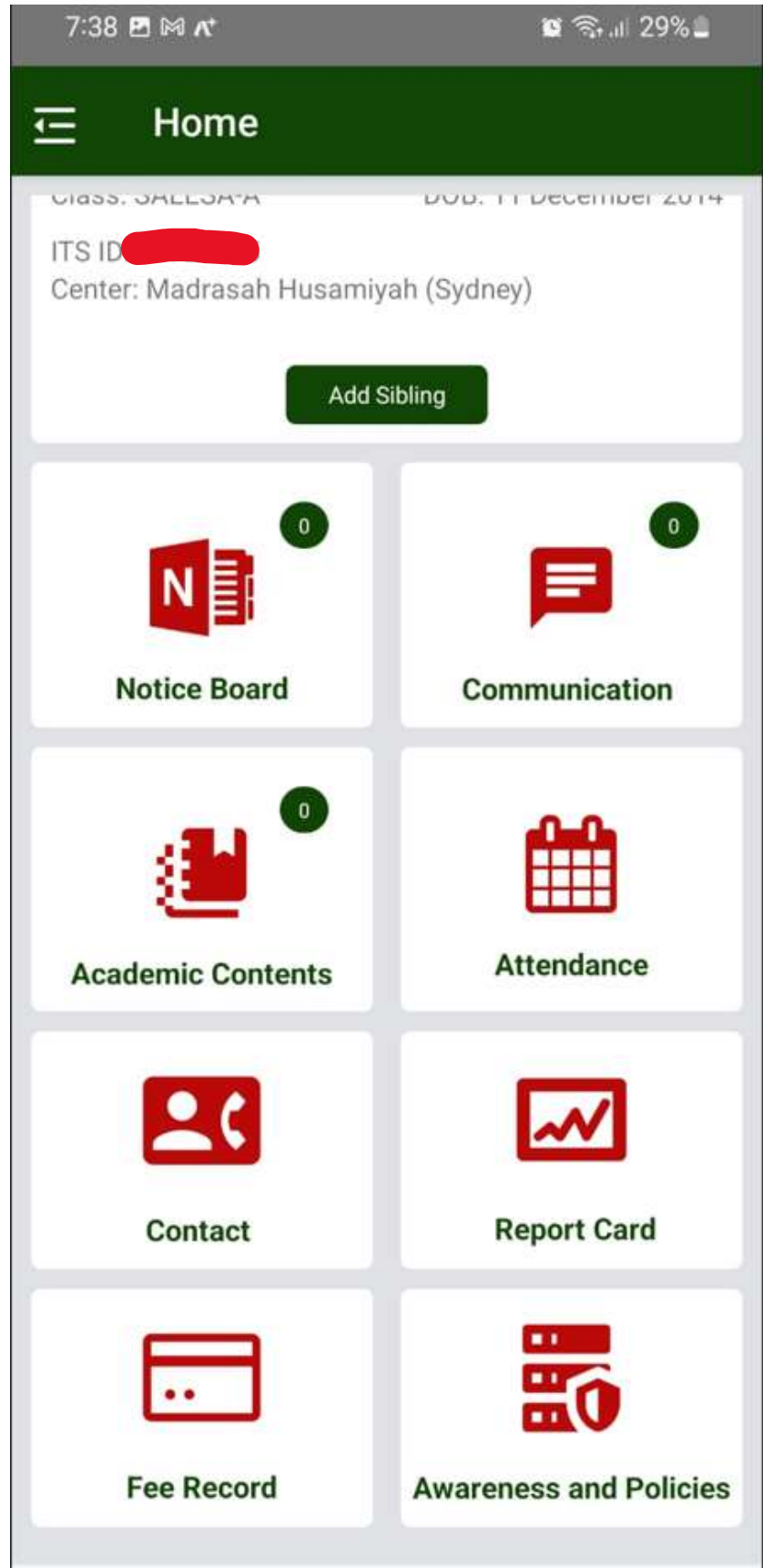
MADARASAH HUSSAMIYAH SYDNEY

LOGIN

[Type here]




[Type here]



[Type here]



2:06


Profile

Personal Details


Name

Burhanuddin bhai Mulla Mansoor bhai Ganiwala

Mobile Number



Date of Birth



Gender

male


Class

RABEA-A

Center

Madrasah Husamiyah (Sydney)


ITS ID



Father Name

Mansoor


1. Sibling Details



Name

Rabab bai Mulla Mansoor bhai Ganiwala

Date of Birth




Gender

female

Class

TASEA-A


ITS ID



MJ Center

Madrasah Husamiyah (Sydney)


2. Sibling Details



Name

Sakina bai Mansoor Bhai Ganiwala

Date of Birth




Gender

female


Class

ASHARA-A

ITS ID

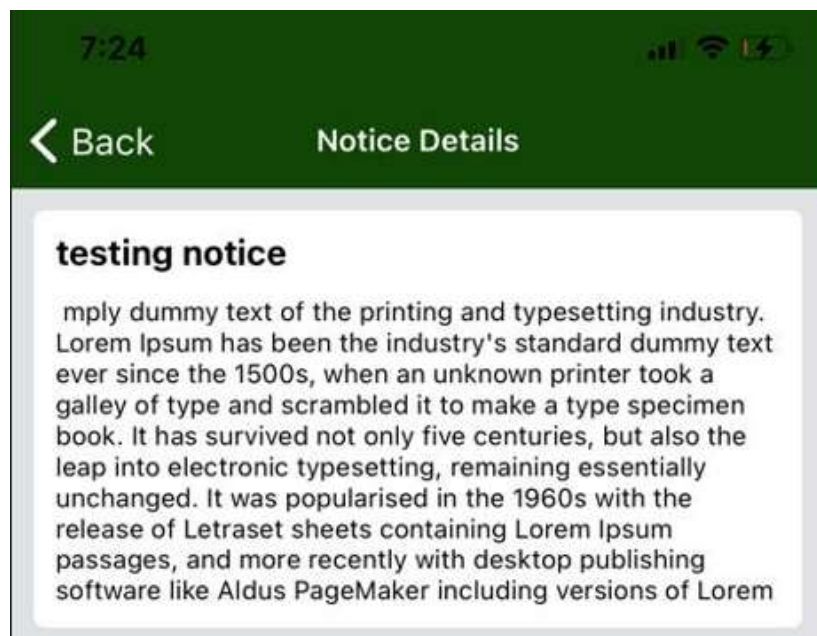
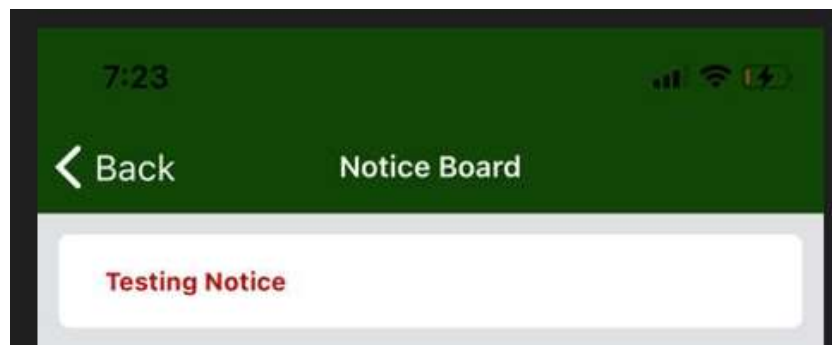


[Type here]




NOTICE BOARD

- 1) All messages sent by the Madrasah Administration team (Mulla Shabbir Bhai Khanbhai) regarding Fees, Books, Holidays etc. will be sent in the Notice Board Panel
- 2) Please see Screenshots below

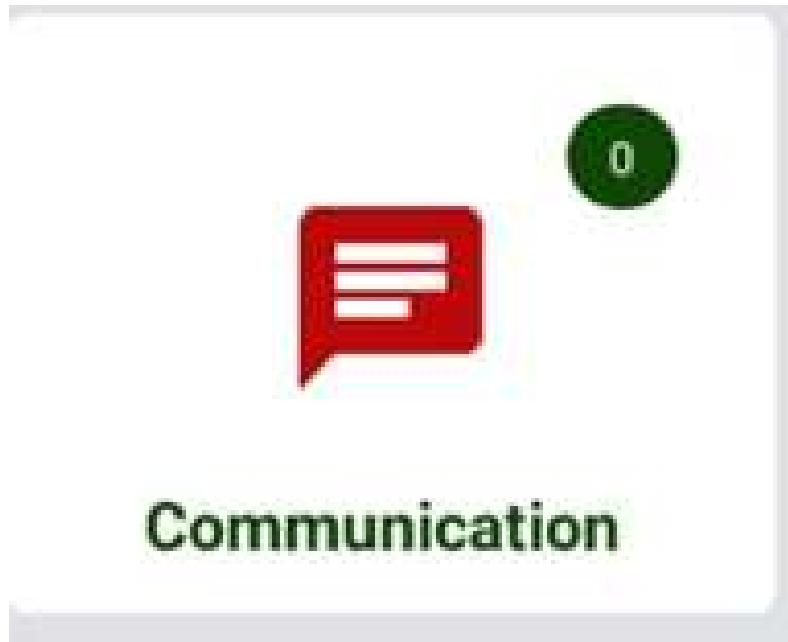


[Type here]

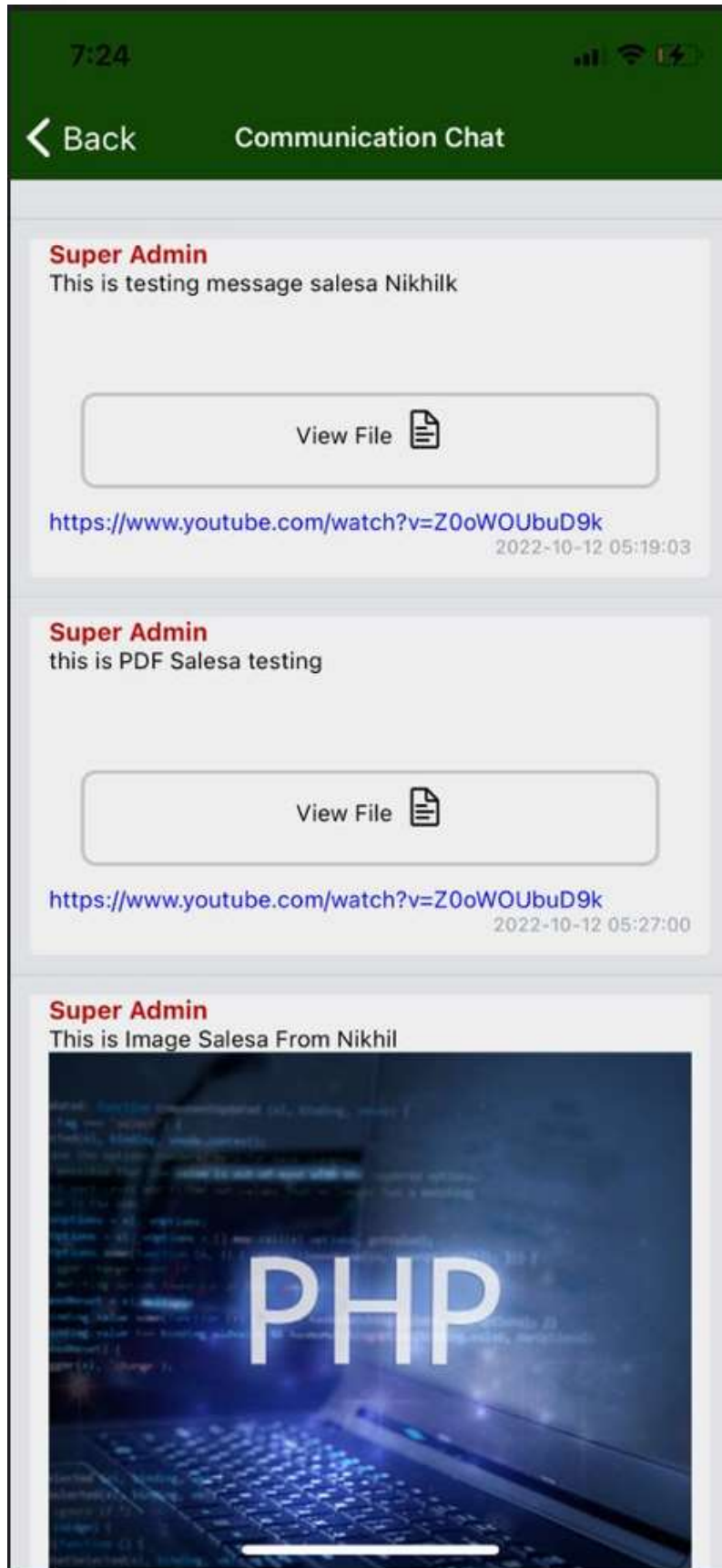


Communication


- 1) All messages sent by the Teachers (Class or Subject) example homework, classwork, Attachments, YouTube links, JPG files will be sent in the Communication Panel
- 2) Please see Screenshots below



[Type here]

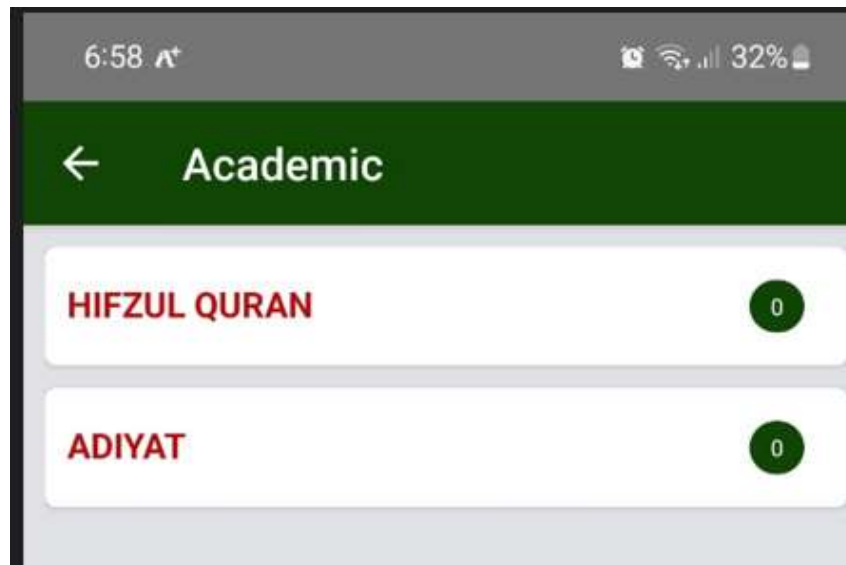



[Type here]



Academic Content

- 1) Academic Content will have Academic Information with respect to each subject uploaded by teachers. Content like pdfs, Links, JPG files etc. are uploaded once and can be referred seamlessly when need be so the attachments don't have to be sent repeatedly.
- 2) Please see Screenshots below



[Type here]




Attendance

- 1) Used to Display Attendance of Students
- 2) Lateness will also be marked
- 3) Please see screenshot below




[Type here]



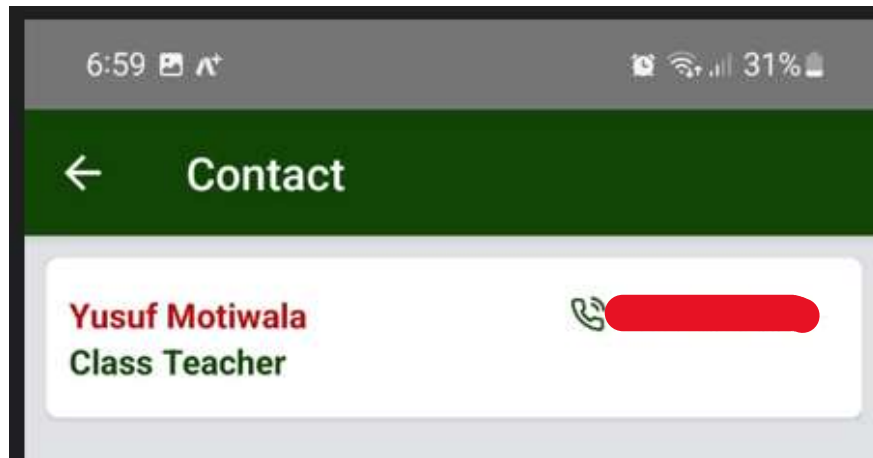
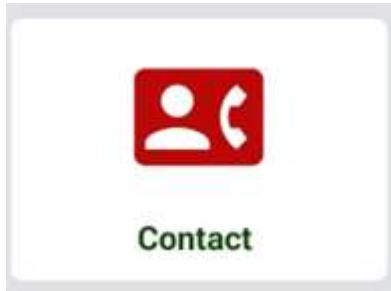
Attendance						
SCHOOL						
October 2022						
Sun	Mon	Tue	Wed	Thu	Fri	Sat
25	26	27	28	29	30	1
2	3	4	5	6	7	8
9	10	11	12	13	14	15
16	17	18	19	20	21	22
23	24	25	26	27	28	29
30	31	1	2	3	4	5

[Type here]



Contact

1) Contact Details of Class Teacher

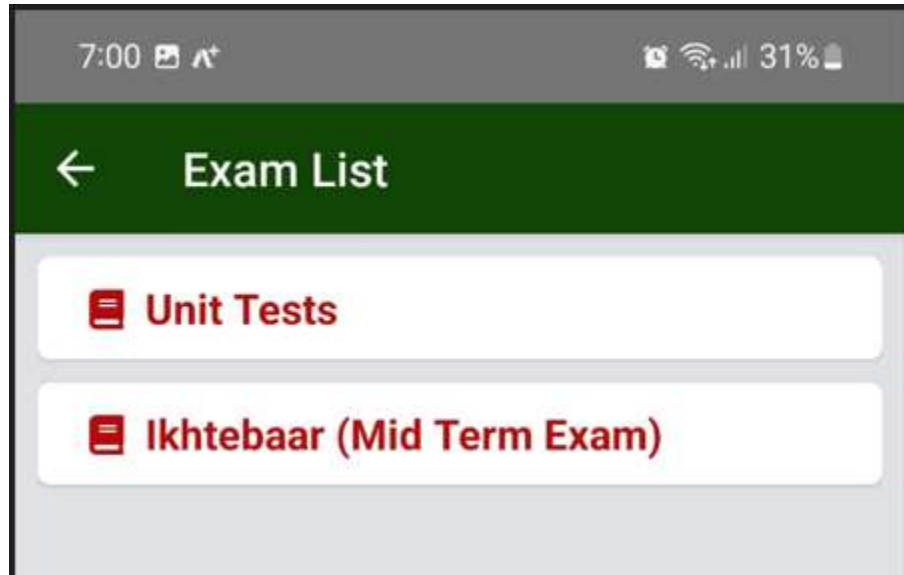


[Type here]




Reports

- 1) Unit test and Exam Reports will be informed here



[Type here]



Fee Record

Panel used to Display latest fees status (Might not be updated quickly as it has to go through multiple systems)




7:00 31%

← Fee Record

FEE	INSTALLMENT	STATUS
TEST-FEE		
100	1	Unpaid

[Type here]



Awareness and Policy

Rules and Regulations of the madrassah are listed here



[Type here]



← Awareness & Policy

The following are our Awareness and Policy.

We ,the mumineen of Madrasa Husamiya Sydney are grateful that Aqa Moula Syedna Mufaddal Saifuddin (T.U.S) has blessed us with Deeni Maraakiz in which a Madrasa has been established for our children.

It is important all of us acknowledge and value the importance and benefits of our Deeni teaching institution as we do with our regular schools.

We request all to abide by the rules and regulations outlined below.

- **Admission-** Each child is required to formally register into madrasa.
- **Class Schedule-** Every Saturday from 9.30am to 3.40pm
- **Pick Up/Drop Off** - For safety all parents to drop children inside carpark and collect on time, No Supervision outside those times.
- **First Aid** - Both location Officers are allocated.
- **Dress Code** - All children attending Madrasa are required to wear a uniform
- **Absence** - Must be notified with a reason prior to Saturday.
- **Examinations/Class Test** - Will be held as per timetable on schedule ,No consideration will be given.unless written to commitee.

[Type here]



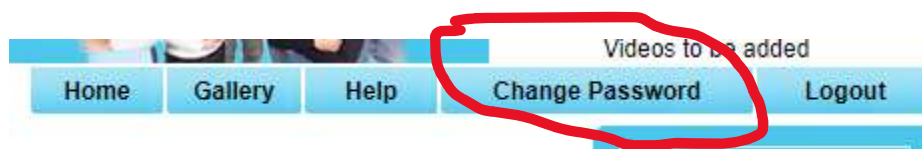
Web Portal for profile Update and Change password

- 1) Please visit site as below

<https://erp.mhussamiyah.com/>

- 2) Put Username is your Childs ITS id and Password is the upper case initial of your child's first name your child's its id and then lower case initial of your child's last name.
- 3) Select user type as Student

- 4) Please Change Password as below



[Type here]



5) Change the Password

CHANGE PASSWORD

User Name

Old Password

.....

New Password

Rewrite Password

(If you want to change your password then please describe your reason in this field.)

Reason

SUBMIT

6) Please update the “My Profile” Section (Students/Parents can only update certain options)



Technical Troubleshooting:

Please contact Mustafa bhai Jamnagarwala (Jambhai) on 0415 145 152